

QUARTERLY PHYSICAL REPORT OF OPERATION


As of June 30, 2020

Department: Department of Labor and Employment (DOLE)
 Agency: Professional Regulation Commission
 Operating Unit: Central Office
 Organization Code (UACS): 16 008 0100000

Particulars	UACS CODE	Physical Target (Budget Year)					Physical Accomplishment (Budget Year)					Variance	Remarks
		1st Quarter	2nd Quarter	3rd Quarter	4th Quarter	Total	1st Quarter	2nd Quarter	3rd Quarter	4th Quarter	Total		
1	2	3	4	5	6	7	8	9	10	11	12	13	14
PROFESSIONAL LICENSURE PROGRAM	31010000000000												
OO : Highly ethical, globally competitive, and recognized													
Outcome Indicators													
1. Percentage of graduates in all certificate courses given professional certification		55%	55%	57%	57%	56%	56.12%	-					To ensure safety of the PRC examinees and personnel, licensure examinations from April to June were cancelled per PRC Resolution No. 1230 and 1235 series of 2020.
Output Indicators													
1. Percentage of applications for licensure examinations acted upon within two (2) days from filing		100%	100%	100%	100%	100%	100% of 179,100	100% of 6,780					With the imposition of Enhanced Community Quarantine (ECQ) in April 2020, modified ECQ in May 2020 and General Community Quarantine in June 2020, decrease in output has been noted due to movement restrictions, absence/limited public transportation and imposed health and safety protocols.
2. Percentage of test items prepared/formulated/peer reviewed by the Professional Regulatory Boards		98%	98%	98%	98%	98%	99.67%	-					Due to cancellation of licensure examinations and to ensure safety of PRC employees, PRBs and test consultants, no meetings were conducted from mid-March to June 2020
3. Percentage of statistical data for monitoring of school performance generated within one day after the release of examination results		100%	100%	100%	100%	100%	100%	-					
PROFESSIONAL REGULATION PROGRAM	31020000000000												
OO : Highly ethical, globally competitive, and recognized													
Outcome Indicators													
1. Percentage increase in number of professionals		1%	1%	2%	2%	6%	1.81%	-					There were no recorded registrations under the various registries (ASEAN Chartered Professional Engineer Register, ASEAN CPA Register, ASEAN Architect Register) of the Mutual Recognition Arrangements for the 2nd quarter


Particulars	UACS CODE	Physical Target (Budget Year)					Physical Accomplishment (Budget Year)					Variance	Remarks
		1st Quarter	2nd Quarter	3rd Quarter	4th Quarter	Total	1st Quarter	2nd Quarter	3rd Quarter	4th Quarter	Total		
1	2	3	4	5	6	7	8	9	10	11	12	13	14
registered under various mutual recognition arrangements within ASEAN and other countries including international trade agreements where the Philippines is a signatory													
2. Percentage of cases resolved within three (3) months		8%	8%	8%	8%	8%	3.20%	-					
Output Indicators													
1. Percentage of request for professional identification cards (PICs) and registration certificates acted upon within the prescribed timeframe		100%	100%	100%	100%	100%	100% of 83,629	100% of 5,050					With the imposition of Enhanced Community Quarantine (ECQ) in April 2020, modified ECQ in May 2020 and General Community Quarantine in June 2020, decrease in output has been noted due to movement restrictions, absence/limited public transportation and imposed health and safety protocols.
2. Percentage of complaints with investigations conducted		100%	100%	100%	100%	100%	100% of 179	-					
3. Number of institutions and establishments where professionals are employed that are inspected and monitored		265	340	300	260	1,165	206	-					
PROFESSIONAL DATABASE MANAGEMENT PROGRAM	31030000000000												
OO : Highly ethical, globally competitive, and recognized													
Outcome Indicators													
1. Percentage reduction of process cycle time of frontline services upon conversion to online services		96%	96%	96%	96%	96%	96%	96%					
Output Indicators													
1. Percentage increase in the number of applicants and professionals provided with online services		35.72%	32.63%	34.81%	31.72%	33.72%	39.19%	39.20%					

Prepared By:


ROSELYN G. CERVANTES
Planning Officer

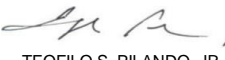
Date: 2020-07-30 14:14:05.0

In coordination with:


JOSE A. ABUNDO
Director, PMFS

Date: 2020-07-30 14:22:13.0

Approved By:


TEOFILO S. PILANDO, JR.

Date: 2020-07-30 14:33:57.0